




COP		A/A		EER	
Binnenunit	Type	AU45RIY		Type	Unité intérieure
	Fabriekscode	AUHG-45LRLA		Fabriekscode	
Buitenunit	Type	AOU45RIY		Type	Unité extérieure
	Fabriekscode	AOHG-45LETL		Fabriekscode	
Koelmiddel		R410A			Réfrigérant
Verwarming (*)	Vermogen (+7°C)	kW	14,0 (4,2~16,2)	kW	Puissance (+7°C)
	Electr.verm. (+7°C)	kW	3,77	kW	Puiss. absorb.nom (+7°C)
	COP (+7°C) / SCOP(°)		3,71 / n.v.t. (°)		COP (+7°C) / SCOP (°)
	Vermogen (+2°C)	kW	n.v.t.	kW	Puissance (+2°C)
	Electr.verm. (+2°C)	kW	n.v.t.	kW	Puiss. absorb. (+2°C)
	COP (+2°)		n.v.t.		COP (+2°C)
	Verm. max. bij -5°/-10°/-15°C	kW	12,34/11,29/10,38	kW	Puiss. max. à -5°/-10°/-15°C
Koeling (*)	Vermogen	kW	12,5 (4,0~14,0)	kW	Puissance
	Electr.verm.	kW	3,88	kW	Puiss. absorb.nom
	EER / SEER (°)		3,22 / n.v.t. (°)		EER / SEER (°)
Pdesign	Verw. (Av.)(-10°C) / koelen	kW	n.v.t.	kW	Chauff. (Av.)(-10°C) / refroid.
Jaarverbruik	Verw. (Av.) / koelen	kWh/jaar	n.v.t.	kWh/an	Chauff. (Av.) / refroid. Consom. Annuel
Binnendeel	Debiet Q/L/M/H	m³/h	1250/1460/1640/1900	m³/h	Débit Q/L/M/H
	Geluidsdruk Q/L/M/H (1m)	dB(A)	33/37/39/43	dB(A)	Niv. son. press. Q/L/M/H (1m)
	Geluidsvermogen H	dB(A)	-	dB(A)	Niv. son. puiss. H
	Werkingslim. verwarmen	°C	16~30	°C	Plage de fonct. chauff.
	Werkingslim. koelen	°C	18~30	°C	Plage de fonct. refroid.
	Hoogte-breedte-lengte	mm	288/840/840	mm	Hauteur/largeur/profond.
	Inbouwhoogte	mm	298	mm	Hauteur encastrable
	Gewicht	kg	26	kg	Poids
Buitendeel	Geluidsdruk (1m)	dB(A)	55	dB(A)	Niv. son. press. (1m)
	Geluidsvermogen	dB(A)	-	dB(A)	Niv. son. puiss.
	Debiet	m³/h	6750	m³/h	Débit
	Compressor		DC Rotary		Compresseur
	Werkingslim. verwarmen	°C	-15~24	°C	Plage de fonct. chauff.
	Werkingslim. koelen	°C	-15~46	°C	Plage de fonct. refroid..
	Hoogte-breedte-lengte	mm	1290/900/330	mm	Hauteur/largeur/profond.
	Gewicht	kg	86	kg	Poids
Elektr.install.	Voeding	V	230V/1F	V	Alimentation
	Stroom max. verw./koel.	A	20,5/20,5	A	Amp. max chauff. / refroid.
	Zekering traag	A	25	A	Fusible retardé
	Hoofdvoeding aanbr.op		Buiten/Ext.		Unité à alimenter
	Sectie voedingskabel	mm²	3G4	mm²	Section câble alimentation
	Sectie tssn bi en bu	mm²	4G1,5	mm²	Section entre int. et ext.
Tech.install.	Expansie		Ext.		Détente
	Koelleidingen	inch	5/8-3/8	inch	Lignes frigorifique
	Standaardvulling-afstand	kg-m	3,35 -20	kg-m	Charge standard-distance
	Bijvulling extra	g/m	40	g/m	Charge supplémentaire
	Leidingslengte min-max	m	3-50	m	Longueur min / max
	Hoogteverschil max	m	30	m	Dénivelé max
	Diam. condensafvoer bi/bu	mm	25 - 32	mm	Diam. évac. condens. int/ext

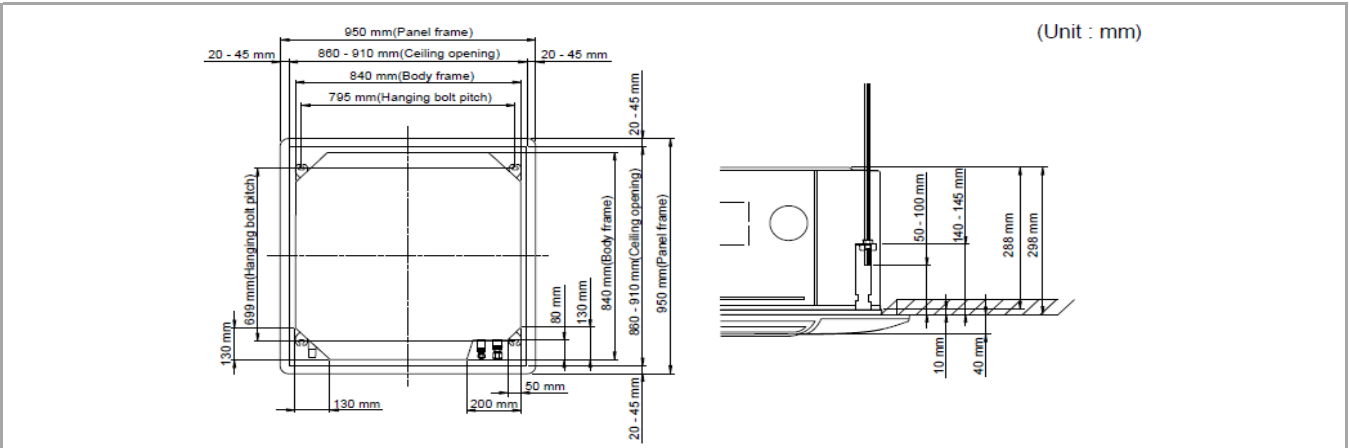
(*) gegevens volgens de norm EN14511

(*) SCOP & SEER based on (EU)626/2011

(*) suivant la norme EN14511

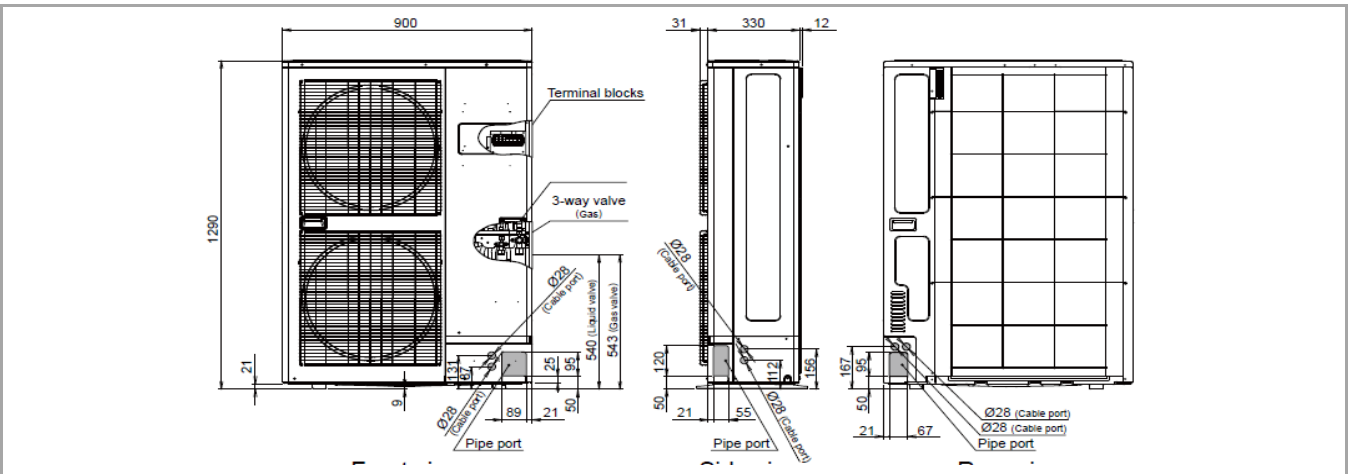
Binnendeel

Unité intérieure



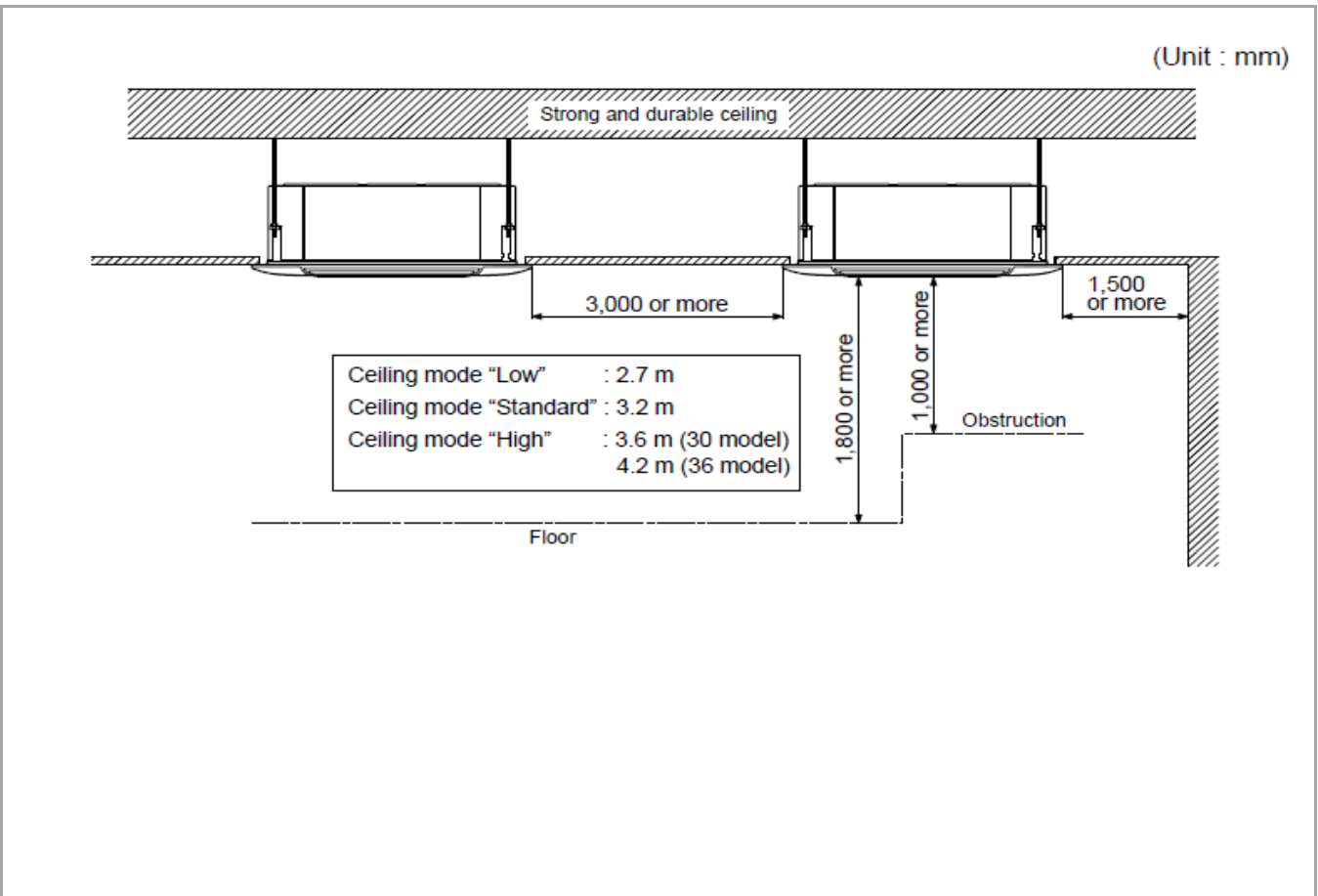
Buitendeel

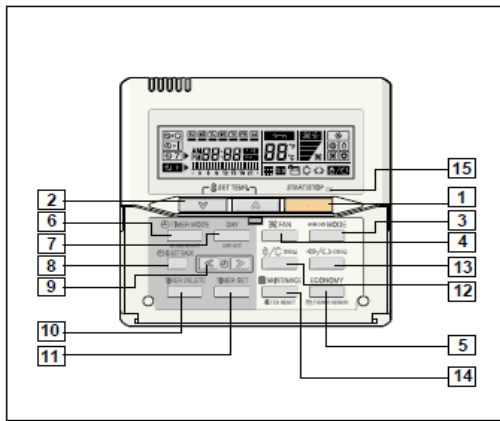
Unité extérieure



Montage

Montage

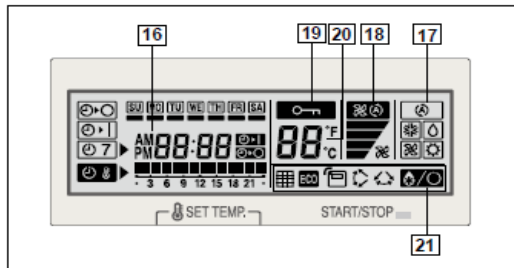
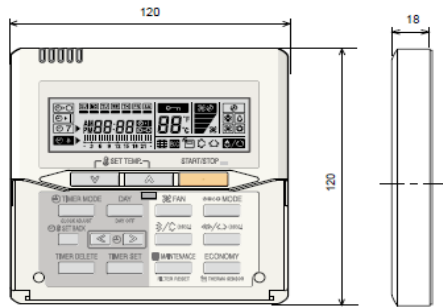




- 1 START/STOP button**
Pressed to start and stop operation.
- 2 Set temperature button**
Selects the setting temperature.
- 3 Master control button**
Selects the operating mode(AUTO, HEAT, FAN, COOL, DRY).
- 4 Fan control button**
Selects the fan speed (AUTO, QUIET, LOW, MED, HIGH).
- 5 Economy button**
Turns the economy efficient mode on and off.
- 6 Timer mode (CLOCK ADJUST) button**
Selects the timer mode (OFF TIMER, ON TIMER, WEEKLY TIMER). Set the current time.
- 7 Day (DAY OFF) button**
Temporarily cancels of one day timer.
- 8 Set back button**
Pressed to select the set back timer.
- 9 Set time button**
Pressed to set time.
- 10 Delete button**
The schedule of a weekly timer is deleted.
- 11 Set button**
Sets the date, hour, minute and on-off time.
- 12 Vertical airflow direction and swing button**
Push for two seconds to change the swing mode.
- 13 Horizontal airflow direction and swing button**
Push for two seconds to change the swing mode.
- 14 Filter button**
- 15 Operation lamp**
Lights during operation and when the timer is on.

DIMENSION

[Unit : mm]



- 16 Timer and clock display**
- 17 Operation mode display**
- 18 Fan speed display**
- 19 Operation lock display**
- 20 Temperature display**
- 21 Function display**
 - Defrost display
 - Thermo sensor display
 - Economy display
 - Vertical swing display
 - Horizontal swing display
 - Filter display

Functions will be different due to type of indoor unit.
For details, please see operation manual.