

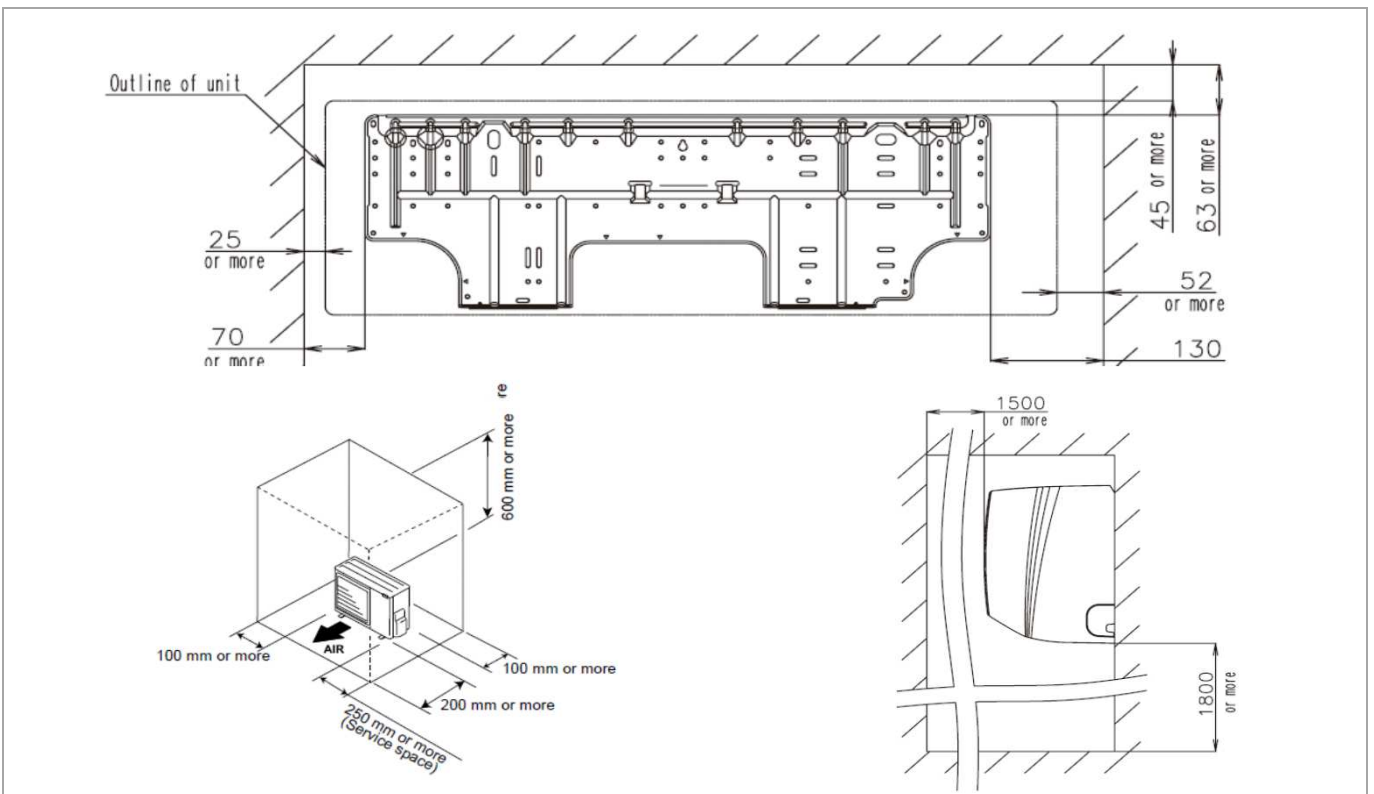
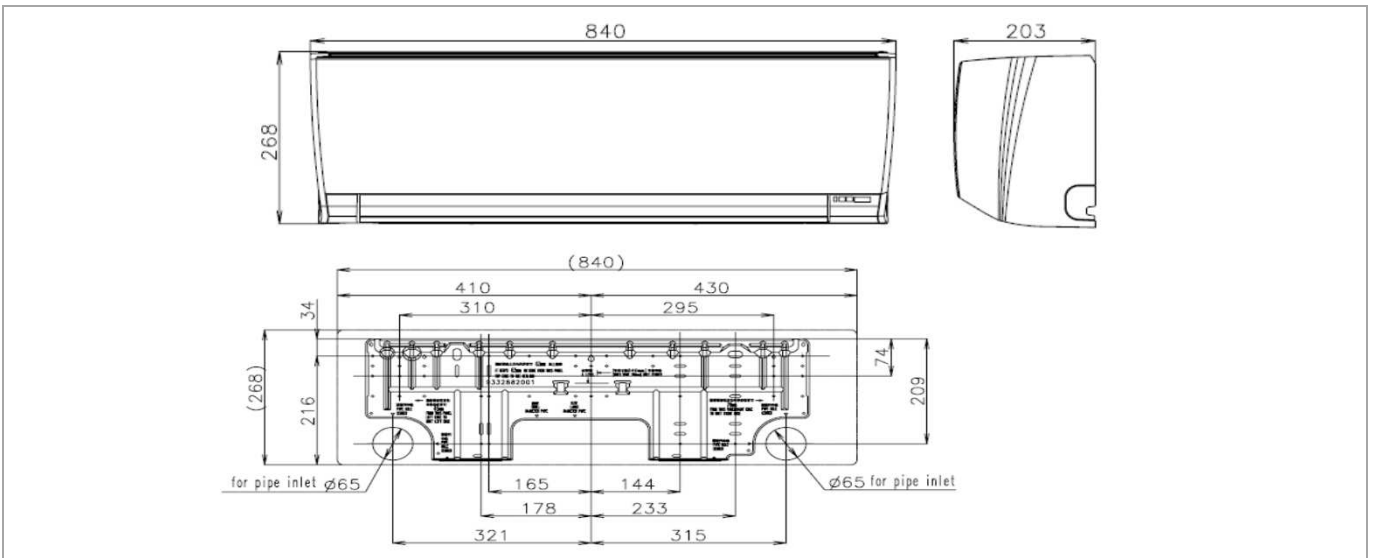


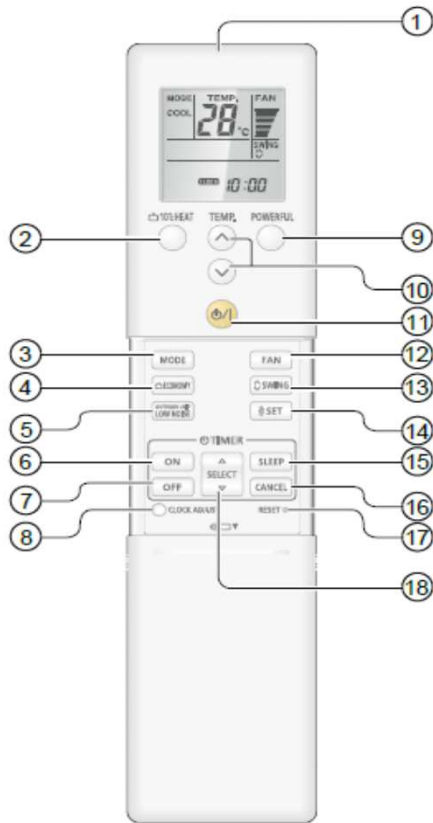

Binnenunit	Type	AS09RIY		Type	Unité intérieure
	Fabriekscode	ASHG-09LMCA		Fabriekscode	
Koelmiddel		R410A			Réfrigérant
Verwarming (*)	Vermogen (+7°C)	kW	3,2 (0,5~4,0)	kW	Puissance (+7°C) Chauffage (*)
Koeling (*)	Vermogen	kW	2,5 (0,5~3,2)	kW	Puissance Refroid. (*)
Binnendeel	Debiet Q/L/M/H	m³/h	310/480/640/750	m³/h	Débit Q/L/M/H
	Geluidsdruk Q/L/M/H (1m)	dB(A)	21/32/40/43	dB(A)	Niv. son. press. Q/L/M/H (1m)
	Werkingslim. verwarmen	°C	16~30	°C	Plage de fonct. chauff.
	Hoogte-breedte-diepte	mm	268/840/203	mm	Hauteur/largeur/profond.
	Gewicht	kg	8,5	kg	Poids
Tech.install.	Expansie		Ext.		Détente
	Koelleidingen	inch	3/8 -1/4	inch	Lignes frigorifique
	Sectie tssn bi en bu	mm²	4G1,5	mm²	Section entre int. et ext.
	Diam. condensafvoer bi/bu	mm	13,8/15,8 -16,7	mm	Diam. évac. condens. int/ext

(*) gegevens volgens de norm EN14511

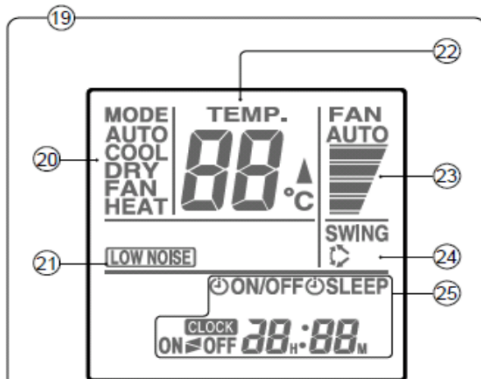
(*) SCOP & SEER based on (EU)626/2011

(*) suivant la norme EN14511





- ① Signal Transmitter
- ② 10 °C HEAT button
- ③ MODE button
- ④ ECONOMY button
- ⑤ OUTDOOR UNIT LOW NOISE button
- ⑥ ON TIMER button
- ⑦ OFF TIMER button
- ⑧ CLOCK ADJUST button
- ⑨ POWERFUL button
- ⑩ TEMP. Set button (▲ / ▼)
- ⑪ Start/Stop button
- ⑫ FAN button
- ⑬ SWING button
- ⑭ SET button
- ⑮ SLEEP TIMER button
- ⑯ CANCEL button
- ⑰ RESET button
- ⑱ TIMER SELECT button (▲ / ▼)



To facilitate explanation, the accompanying illustration has been drawn to show all possible indicators; in actual operation, however, the display will only show those indicators appropriate to the current operation.

- ⑲ Remote Controller Display
- ⑳ Operation Mode Display
- ㉑ Low Noise Mode Display
- ㉒ Temperature Set Display
- ㉓ Fan Speed Display
- ㉔ Swing Display
- ㉕ Clock & Timer Display