

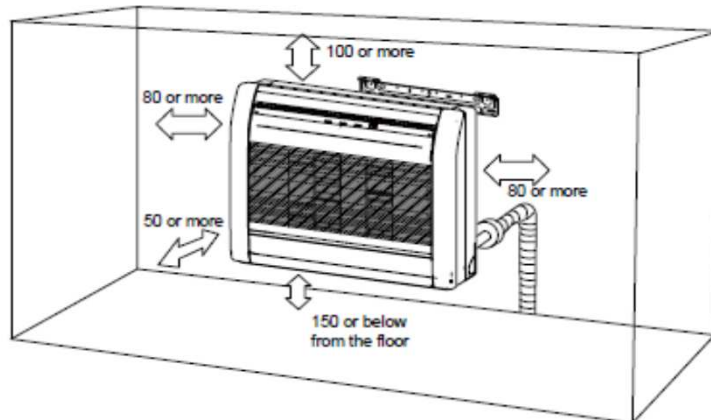
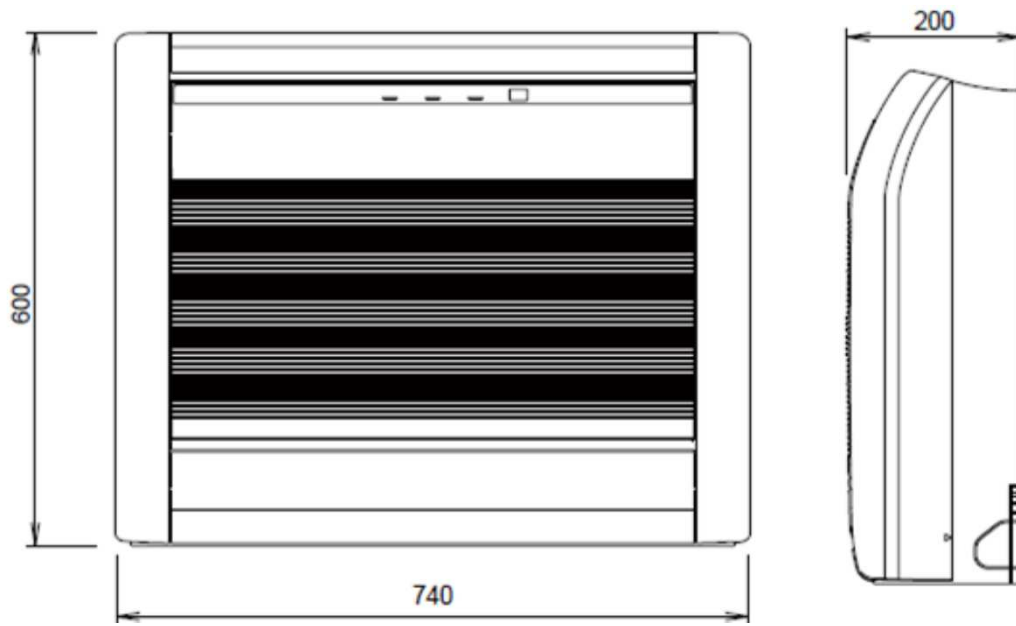


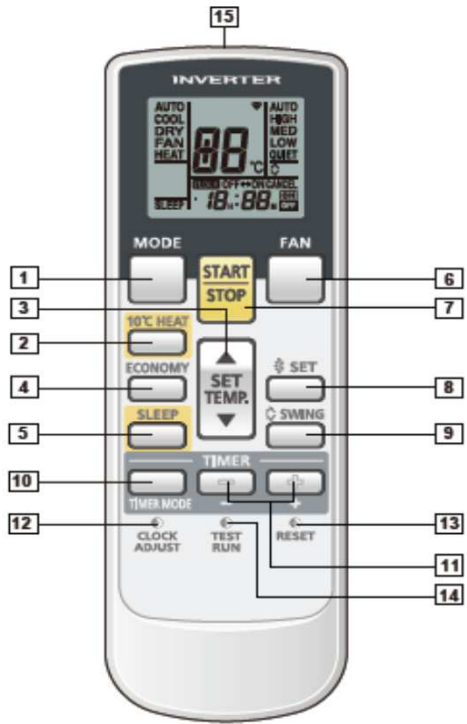

Binnenunit	Type	<b>ABF09RIY</b>			Type	Unité intérieure
	Fabriekscode	AGHG09LVCA			Fabriekscode	
Koelmiddel		R410A				Réfrigérant
Verwarming (*)	Vermogen	kW	3	kW	Puissance	Chauffage (*)
Koeling (*)	Vermogen	kW	2,5	kW	Puissance	Refroid. (*)
Binnendeel	Debiet Q/L/M/H	m <sup>3</sup> /h	270/360/440/530	m <sup>3</sup> /h	Débit Q/L/M/H	Unité intérieure
	Geluidsdruk Q/L/M/H (1m)	dB(A)	22/28/34/39	dB(A)	Niv. son. press. Q/L/M/H (1m)	
	Werkingslim. verwarmen	°C	16~30	°C	Plage de fonct. chauff.	
	Werkingslim. koelen	°C	18~32	°C	Plage de fonct. refroid.	
	Hoogte-breedte-lengte	mm	600/740/200	mm	Hauteur/largeur/profond.	
	Gewicht	kg	14	kg	Poids	
Tech.install.	Expansie		Ext.		Détente	Install. Techn.
	Koelleidingen	inch	3/8 -1/4	inch	Lignes frigorifique	
	Sectie tssn bi en bu	mm <sup>2</sup>	4G1,5	mm <sup>2</sup>	Section entre int. et ext.	
	Diam. condensafvoer bi/bu	mm	13,8/16,7	mm	Diam. évac. condensat bi/bu	

(\*) gegevens volgens de norm EN14511

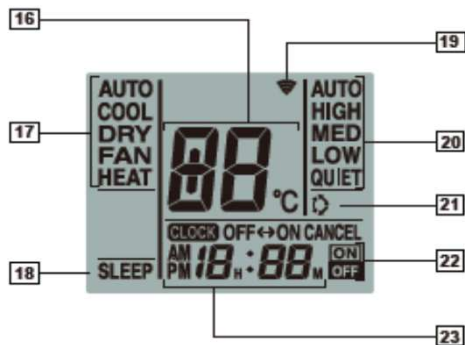
(\*) SCOP &amp; SEER based on (EU)626/2011

(\*) suivant la norme EN14511





- 1** **MODE button**  
Selects the operating mode (AUTO, COOL, DRY, FAN, HEAT). /Start / end R.C. custom code change. (Max 4 types)
- 2** **10°C HEAT button**
- 3** **Set temp. button ( ▲ / ▼ )**  
Set remote controller custom code buttons  
Sets the indoor temp./ Sets R.C. custom code.
- 4** **ECONOMY button**
- 5** **SLEEP button**  
Pressed to select sleep timer.
- 6** **FAN button**  
Selects the fan speed (AUTO, HIGH, MED, LOW, QUIET).
- 7** **START/STOP button**  
Pressed to start and stop operation.
- 8** **SET button (Vertical)**  
Air flow direction vertical set button.
- 9** **SWING button**  
Air flow direction swing button.
- 10** **TIMER MODE button**  
Pressed to select the timer mode. (OFF TIMER, ON TIMER, PROGRAM TIMER, TIMER RESET)
- 11** **TIMER SET ( ⏸ / ⏪ ) button**  
Sets the current time and on-off time.
- 12** **CLOCK ADJUST button**  
Sets the current time.
- 13** **RESET button**  
Used when replacing batteries.
- 14** **TEST RUN button**  
Used when testing the air conditioner after installation.
- 15** **Signal transmitter**



- 16** **Temperature set display**
- 17** **Operating mode display**
- 18** **Sleep display**
- 19** **Transmit indicator**
- 20** **Fan speed display**
- 21** **Swing display**
- 22** **Timer mode display**
- 23** **Clock display**