

AircoHeater



A+ / A++



Binnenunit	Type	AB30RIY			Type	Unité intérieure
	Fabriekscode	ABHG-30LRTE			Fabriekscode	
Buitenunit	Type	AOB30RIY			Type	Unité extérieure
	Fabriekscode	AOHG-30LETL			Fabriekscode	
Koelmiddel		R410A				Réfrigérant
Verwarming (*)	Vermogen (+7°C)	kW	10,0 (2,7~11,2)	kW	Puissance (+7°C)	Chauffage (*)
	Electr.verm. (+7°C)	kW	2,77	kW	Puiss. absorb.nom (+7°C)	
	COP (+7°C) / SCOP(%)		3,61 / 4,2 (%)		COP (+7°C) / SCOP (%)	
	Vermogen (+2°C)	kW	4,31	kW	Puissance (+2°C)	
	Electr.verm. (+2°C)	kW	1,06	kW	Puiss. absorb. (+2°C)	
	COP (+2%)		4,05		COP (+2%)	
	Verm. max. bij -5%-10%-15°C	kW	9,08/8,37/7,83	kW	Puiss. max. à -5%-10%-15°C	
Koeling (*)	Vermogen	kW	8,5 (2,8~10,0)	kW	Puissance	Refruid. (*)
	Electr.verm.	kW	2,65	kW	Puiss. absorb.nom	
	EER / SEER (%)		3,21 / 6,10 (%)		EER / SEER (%)	
Pdesign	Verw. (Av.)(-10°C) / koelen	kW	8,0 / 8,5	kW	Chauff. (Av.)(-10°C) / refroid.	Pdesign
Jaarverbruik	Verw. (Av.) / koelen	kWh/jaar	2662 / 487	kWh/an	Chauff. (Av.) / refroid.	Consom. Annuel
Binnendeel	Debiet Q/L/M/H	m³/h	1000/1200/1500/1660	m³/h	Débit Q/L/M/H	Unité intérieure
	Geluidsdruk Q/L/M/H (1m)	dB(A)	26/31/37/39	dB(A)	Niv. son. press. Q/L/M/H (1m)	
	Geluidsvermogen H	dB(A)	57	dB(A)	Niv. son. puiss. H	
	Werkingslim. verwarmen	°C	16~30	°C	Plage de fonct. chauff.	
	Werkingslim. koelen	°C	18~30	°C	Plage de fonct. refroid.	
	Hoogte-breedte-lengte	mm	240/1660/700	mm	Hauteur/largeur/profond.	
	Gewicht	kg	46	kg	Poids	
Buitendeel	Geluidsdruk (1m)	dB(A)	53	dB(A)	Niv. son. press. (1m)	Unité extérieure
	Geluidsvermogen	dB(A)	68	dB(A)	Niv. son. puiss.	
	Debiet	m³/h	3600	m³/h	Débit	
	Compressor		DC Rotary		Compresseur	
	Werkingslim. verwarmen	°C	-15~24	°C	Plage de fonct. chauff.	
	Werkingslim. koelen	°C	-15~46	°C	Plage de fonct. refroid.	
	Hoogte-breedte-lengte	mm	830/900/330	mm	Hauteur/largeur/profond.	
Gewicht	kg	61	kg	Poids		
Elektr.install.	Voeding	V	230V/1F	V	Alimentation	Install. électr.
	Stroom max. verw./koel.	A	17/17	A	Amp. max chauff. / refroid.	
	Zekering traag	A	20	A	Fusible retardé	
	Hoofdvoeding aanbr.op		Buiten/Ext.		Unité à alimenter	
	Sectie voedingskabel	mm²	3G2,5	mm²	Section câble alimentation	
	Sectie tssn bi en bu	mm²	4G1,5	mm²	Section entre int. et ext.	
Tech.install.	Expansie		Ext.		Détente	Install. Techn.
	Koelleidingen	inch	5/8 - 3/8	inch	Lignes frigorifique	
	Standaardvulling-afstand	kg-m	2,1 -20	kg-m	Charge standard-distance	
	Bijvulling extra	g/m	40	g/m	Charge supplémentaire	
	Leidinglengte min-max	m	3-50	m	Longueur min / max	
	Hoogteverschil max	m	30	m	Dénivelé max	
	Diam. condensafvoer bi/bu	mm	22 - 25,6	mm	Diam. évac. condensat int/ext	

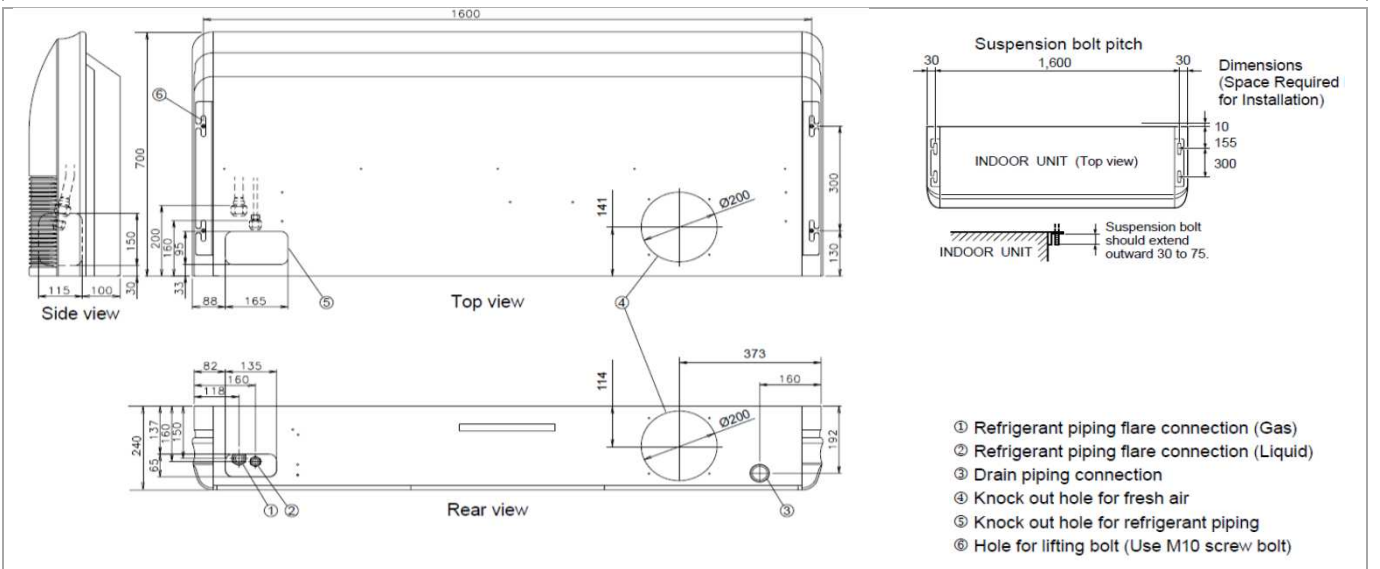
(*) gegevens volgens de norm EN14511

(%) SCOP & SEER based on (EU)626/2011

(*) suivant la norme EN14511

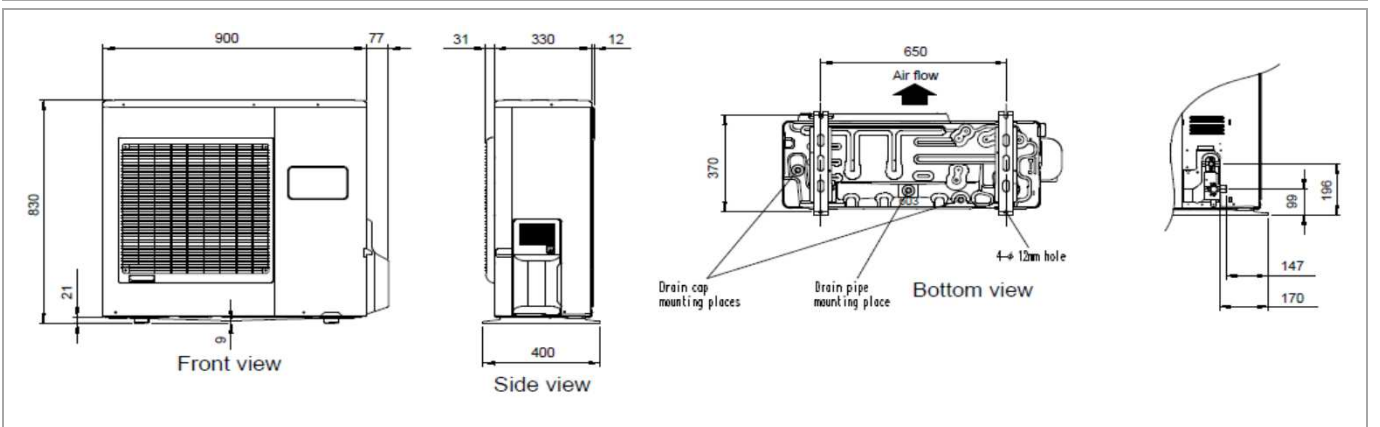
Binnendeel

Unité intérieure



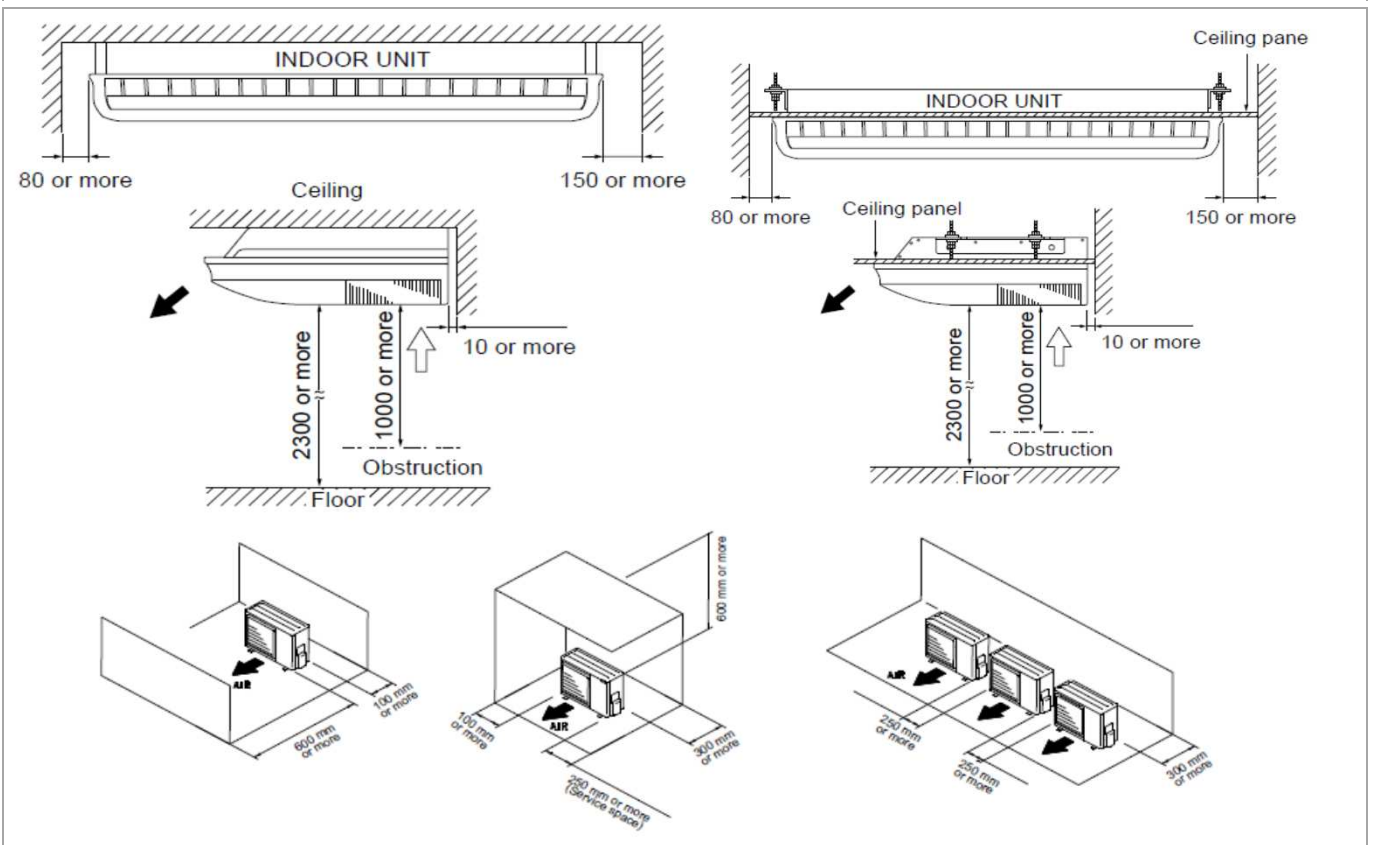
Buitendeel

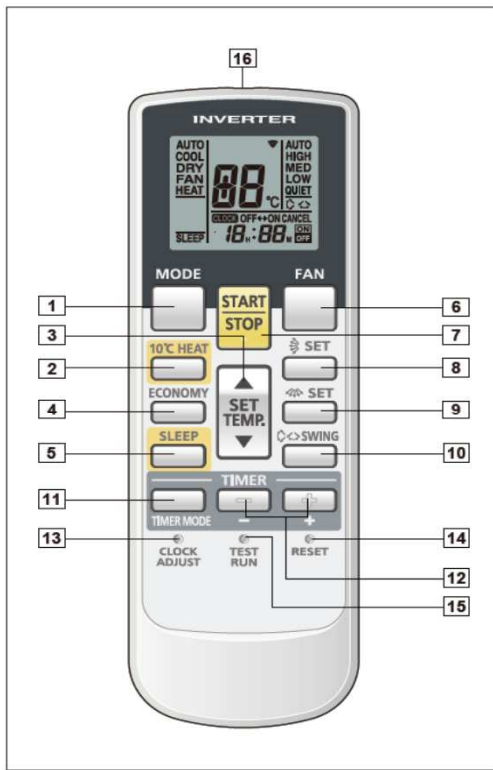
Unité extérieure



Montage

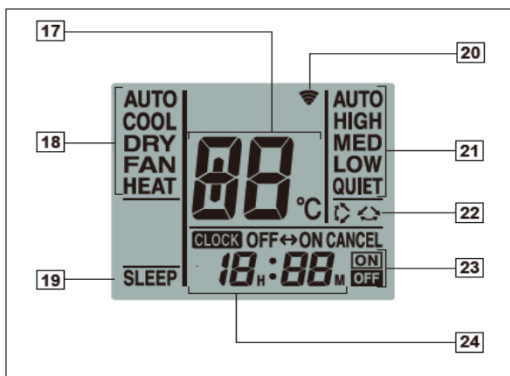
Montage





Display panel

- 1** **MODE button**
Selects the operating mode (AUTO, COOL, DRY, FAN, HEAT /Start / end R.C. signal code change. (Max 4 types)
- 2** **10°C HEAT button**
- 3** **SET TEMP. button (▲ / ▼)**
Sets the indoor temp./ Sets R.C. signal code.
- 4** **ECONOMY button**
- 5** **SLEEP button**
Pressed to select sleep timer.
- 6** **FAN button**
Selects the fan speed (AUTO, HIGH, MED, LOW, QUIET).
- 7** **START/STOP button**
Pressed to start and stop operation.
- 8** **SET button (Vertical)**
Air flow direction vertical set button.
- 9** **SET button (Horizontal)**
Air flow direction horizontal set button.
- 10** **SWING button**
Air flow direction swing button.
- 11** **TIMER MODE button**
Pressed to select the timer mode. (OFF TIMER, ON TIMER, PROGRAM TIMER, TIMER RESET)
- 12** **TIMER SET ([] / []) button**
Sets the current time and on-off time.
- 13** **CLOCK ADJUST button**
Sets the current time.
- 14** **RESET button**
Used when replacing batteries.
- 15** **TEST RUN button**
Used when testing the air conditioner after installation.
- 16** **Signal transmitter**



- 17** **Temperature set display**
- 18** **Operating mode display**
- 19** **Sleep display**
- 20** **Transmit indicator**
- 21** **Fan speed display**
- 22** **Swing display**
- 23** **Timer mode display**
- 24** **Clock display**

Note: Functions will be different due to type of indoor unit.
For details, please see operation manual.

Bivalent temperature				Operating limit temperature			
Item	Symbol	Value	Unit	Item	Symbol	Value	Unit
Heating/Average	Tbiv	-7	°C	Heating/Average	Tol	-15	°C
Heating/Warmer	Tbiv	N/A	°C	Heating/Warmer	Tol	N/A	°C
Heating/Colder	Tbiv	N/A	°C	Heating/Colder	Tol	N/A	°C

Cycling interval capacity				Cycling interval efficiency			
Item	Symbol	Value	Unit	Item	Symbol	Value	Unit
For cooling	Pcyc	N/A	kW	For cooling	EERcyc	N/A	-
For heating	Pcyc	N/A	kW	For heating	COPcyc	N/A	-
Degradation coefficient cooling	Cdc	0.25	-	Degradation coefficient heating	Cdh	0.25	-

Electric power input in power modes other than 'active mode'				Annual electricity consumption			
Item	Symbol	Value	Unit	Item	Symbol	Value	Unit
Off mode (Cooling/Heating)	P _{OFF}	10.0/10.0	W	Cooling	Q _{CE}	487	kWh/a
Standby mode (Cooling/Heating)	P _{SB}	10.0/10.0	W	Heating/Average	Q _{HE}	2662	kWh/a
Thermostat-off mode (Cooling/Heating)	P _{TO}	3.0/9.0	W	Heating/Warmer	Q _{HE}	N/A	kWh/a
Crankcase heater mode (Cooling/Heating)	P _{CK}	0.0/0.0	W	Heating/Colder	Q _{HE}	N/A	kWh/a

Capacity control		Other items			
Item	Y/N	Item	Symbol	Value	Unit
Fixed	No	Sound power level (Indoor/Outdoor)	L _{WA}	57.0/68.0	dB(A)
Staged	No	Global warming potential	GWP	1975	kgCO ₂ eq.
Variable	Yes	Rated air flow (Indoor/Outdoor)	-	1660/3600	m ³ /h

Contact details for obtaining more information	FUJITSU GENERAL LIMITED 1116, Suenaga, Takatsu-ku, Kawasaki, 213-8502, Japan
------------------------------------------------	---------------------------------------------------------------------------------

V20121214



ENERG

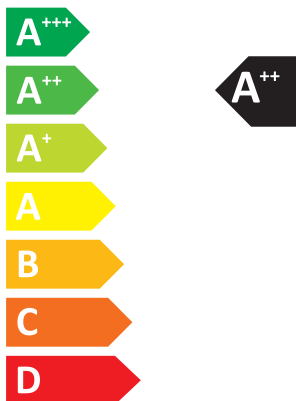
енергия · ενεργεια



GENERAL

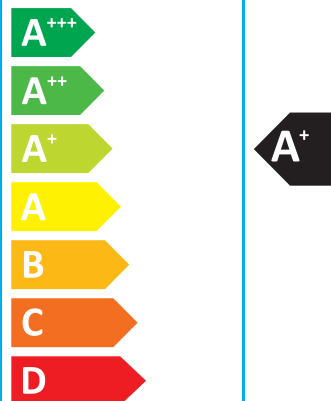
AOHG30LETL/ABHG30LRTE

SEER



kW 8,5
SEER 6,1
kWh/annum 487

SCOP



kW	X	8,0	X
SCOP	X	4,2	X
kWh/annum	X	2662	X

60dB

68dB



ENERGIA · ЕНЕРГИЯ · ΕΝΕΡΓΕΙΑ · ENERGIJA · ENERGY · ENERGIE · ENERGI
626/2011